

# STEPS: Research Investigation/Project Rubric

Name/Class: \_\_\_\_\_


This is your guide through the STEPS of the Information Process. Your teacher/peers and you will make evaluations throughout. Put your initials at the level or in between the level process indicating what your assessment. You can cross out parts of sentences/ phrases in pencil, and change the mark.

## SET SCENE: Your Theme/ Topic


Write Main theme/ideas/hypothesis here. What are you interested in? How will you plan to carry out your research or investigation? Plan how and to whom you will be presenting (what multiple intelligences will you use?). Some parts of this section will be best filled out after you complete the TARGET step. Read some **simple background information**.

**Topic/Theme/What you are investigating/Biggest FAT Question**

Get thinking and create some supporting thin & FAT Questions (including questions that are from higher levels of Blooms Taxonomy) that will help you answer your Biggest Question

Evaluate & highlight your level


	<b>Beginner - 2</b>	<b>Some Understanding - 6</b>	<b>Expert - 10</b>
<b>SET SCENE</b> Choose topic <b>Questions: Creation of good investigation questions</b>	 Could do a simple brainstorm. Needs lots of assistance from adult. Questions are simple.	Can carry out brainstorm. Needs some assistance from adults. Most questions require original answers.	Can carry out brainstorm. Independently creates questions for high level thinking (Blooms) and original answers.

## TARGET

Plan how you will reach your target and what sources you will need. Underline or make a list of your **KEYWORDS**.


Plan / Dates/ Deadlines for Research	Presentation plan

What **sources** will you use? TIPS: Check that you can target the information needed, if not, alter the questions

	<b>Beginner - 2</b>	<b>Some Understanding - 6</b>	<b>Expert - 10</b>
<b>TARGET</b>  <b>Planning. Deciding and checking sources.</b>	Needs lots of assistance from adult. Plan shows some detail. Found 1-2 resources. Needed lots of help to find resources.	Needs assistance from adult. Plan shows a reasonable amount of detail. Found 3-5 resources. Needed help to find resources.	Independently plans in detail with awareness of process. Chose/found the best sources early on.


## EXPLORE

Focus on the questions and information required not on making it look great! Take notes. Select from good sources.

	<b>Beginner - 2</b>	<b>Some Understanding - 6</b>	<b>Expert - 10</b>
 <p><b>EXPLORE</b> Locating, Synthesising/ Organising your information to reflect the questions</p>	Information is disorganised. Leaves information as gathered. Mostly others ideas unaltered Content displays little thinking about "theme". Little content in question answers.	Checked that information matches topic. Information gathered shows some use of headings, citation and organisation. Content has some thinking about the "theme". Some good content responding to questions. Mainly restates others ideas.	Content has a lot of original thinking about the "theme" and responds at a high level to the questions. Information is well organised, uses headings in a logical manner. Citations correct. Has original thoughts.


## PRESENT

Now focus on making your presentation great. Check spelling, check to see that is clear, don't overuse colour and animations.. make a professional job.

	<b>Beginner - 2</b>	<b>Some Understanding - 6</b>	<b>Expert - 10</b>
 <p><b>Information Presentation</b></p>	Some thought shown in presentation. Numbers of proofing mistakes or presentation errors.	Displays good use of ICT tools and clear presentation. Some proofing mistakes or presentation errors..	Displays extensive skills in presentation orally, written, and in using ICT. Information is clear and easily seen/heard. Creative.

## SO WHAT

Learning Journal: In here write about what you have learned about STEPS, anything you changed on the way or things that you learned about learning.


	<b>Beginner - 2</b>	<b>Some Understanding - 6</b>	<b>Expert -10</b>
 <p><b>Reviewing</b> Reflecting on your research process.</p>	Little reflection on how well you've done. Did not change the way you worked. Can create simple mindmap of topic	Shows some insight into self-reflection. Made some changes to process. Can create mindmaps that demonstrate knowledge of topic, with assistance	Able to accurately reflect on where they are at. Honest and realistic. Made major changes/ adjustments during process due to evaluation. Can independently create mindmaps that demonstrate topic relationships and understandings.

<p><b>Check:</b></p> <ul style="list-style-type: none"> <li><input type="checkbox"/> Have you answered your questions?</li> <li><input type="checkbox"/> Have you done your bibliography?</li> <li><input type="checkbox"/> Have you highlighted your evaluations?</li> <li><input type="checkbox"/> Have you filled out the box to the right?</li> </ul>
---

Project Name:		<b>TOTAL</b> /50  %
Presentation Type:		
Where placed:		