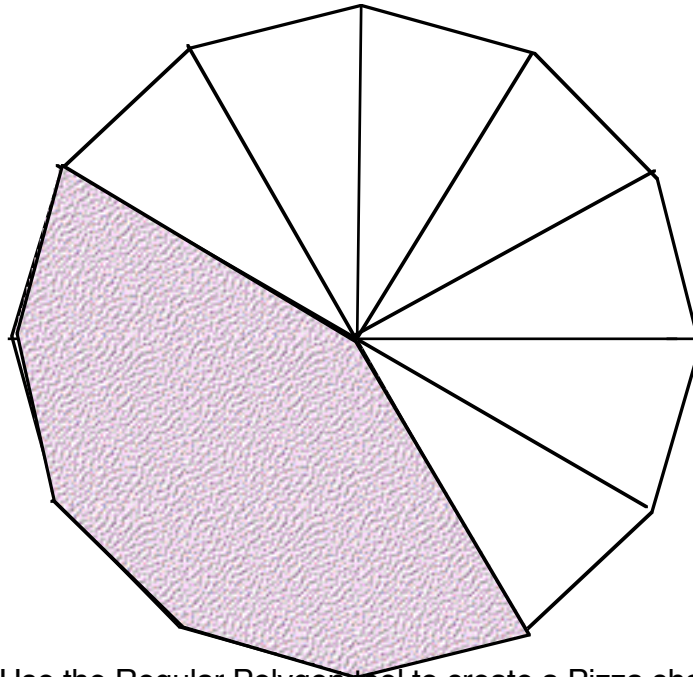
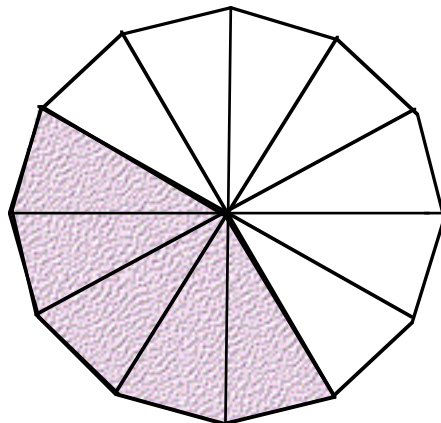


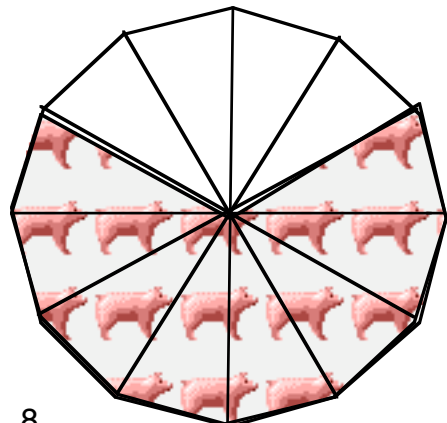
Exploring Fractions Larger than a whole



1. Use the Regular Polygon tool to create a Pizza shape (Change number of sides through selecting the tool and choosing Edit..Polygon sides)
2. Use the line tool to draw lines intersection through the middle. (Tip: Double click on the tool turns it on to create more than one line at a time)
3. Use the Polygon tool to trace over a portion of the shape, double-click to finish the shape.
4. Change the colour of fill/line as needed.
5. Send this shape to the back, and make the top polygon transparent and it should now look like below...



$\frac{5}{12}$ of this shape is grape flavour Pizza



$\frac{8}{12}$ of this shape is pork flavour Pizza

$\frac{13}{12}$ of both Pizzas has been shaded

6. Group the shape, copy and then alter the new shape as needed.. maybe "shade" in a different section
7. Label as illustrated..